

Calcul des coefficients d'absorption alpha sabine

Selon Norme NFEN 20354

TEST n°: 138G04 - 7

TYPE : Vinyl 340/360 g/m²

DATE : 04 février 2005

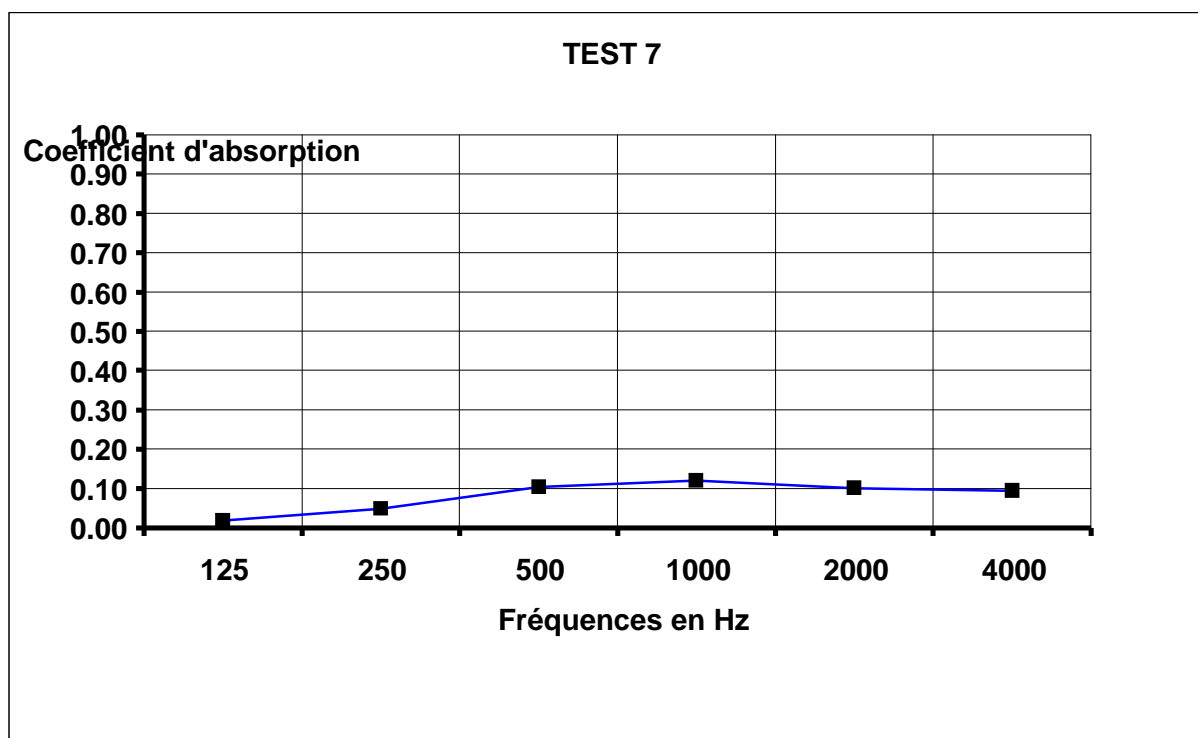
SUPPORT : Echantillon collé sur plaque de BA13

DONNEES :

Température	15 °C
Surface échantillon	12 m ²
Volume salle	192 m ³
Célérité déduite	339.4 m/s

Alphe w :

Fréquences en Hz	T R vide	T R posé	Coef. Alpha S
125	4.04	3.93	0.02
250	6.09	5.47	0.05
500	7.41	5.71	0.10
1000	6.72	5.13	0.12
2000	5.57	4.58	0.10
4000	3.68	3.24	0.09





Laboratory for Acoustics



*Determination of the sound absorption
(reverberation room method) of a vinyl
wallcovering, manufacturer Texdecor*



Laboratory for Acoustics

Determination of the sound absorption (reverberation room method) of a vinyl wallcovering, manufacturer Texdecor

Principal	Texdecor Siège social 2 rue d'Hem 59780 Willems France
Report number	A 3151-1E-RA-001
Date	January 13, 2017
Reference	TS/RA/KS/A 3151-1E-RA-001
Representative	Th.W. Scheers
Author	R.T. Allan +31 24 3570749 r.allan@peutz.nl

peutz bv, postbus 66, 6585 zh mook, +31 24 357 07 07, info@peutz.nl, www.peutz.nl

All orders are accepted and executed according to 'De Nieuwe Regeling 2011' (The New Rules)

BTW NL004933837B01 KvK: 12028033

mook – zoetermeer – groningen – düsseldorf – dortmund – berlijn – leuven – parijs – lyon – sevilla

Table of contents

1 Introduction	4
2 Standards and guidelines	5
3 Tested construction	6
4 Measurements	7
4.1 Method	7
4.2 Accuracy	8
4.3 Environmental conditions during the measurements	9
4.4 Results	9

1 Introduction

At the request of Texdecor based in Willems (France), laboratory measurements of the sound absorption (reverberation room method) were carried out on:

**vinyl wallcovering
manufacturer Texdecor**

in the Laboratory for Acoustics of Peutz bv, at Mook, the Netherlands (see figure 1).



For these type of measurements the Laboratory for Acoustics has been accredited by the Dutch Accreditation Council (RvA).

The RvA is member of the EA MLA (**EA MLA: European Accreditation Organisation MultiLateral Agreement**: <http://www.european-accreditation.org>).

EA: "Certificates and reports issued by bodies accredited by MLA and MRA members are considered to have the same degree of credibility, and are accepted in MLA and MRA countries."

2 Standards and guidelines

The measurements have been carried out according to the Quality Manual of the Laboratory for Acoustics as well as:

ISO 354:2003¹ Acoustics Measurement of sound absorption in a reverberation room
NOTE: this international standard has been accepted within all EU-countries as European standard EN ISO 354:2003

Various other related norms:

EN ISO 11654:1997 Acoustics Sound absorbers for use in buildings Rating of sound absorption

ASTM C423-09a Standard Test Method for Sound Absorption and Sound Absorption Coefficients by the Reverberation Room Method


¹ According to this norm, the report should include for each measurement the mean reverberation times T_1 and T_2 at each frequency. Because these figures are not relevant for judging the quality of the product being tested, but merely for judging the accuracy of the calculations, they have been omitted in this report. It is possible of course to reproduce those figures at any time if the principal requests this.

3 Tested construction

The measurements have been carried out on the following material.

Vinyl wallcovering

manufacturer: Texdecor
view side: Vinyl
back side: non-woven backing
mass: 345 gr/m²
thickness: 0,4 mm




The wall covering is tested on:


1. concrete (= floor of the reverberation room)
2. OSB Sheeting, thickness 15 mm, mass 8,8 kg/m²
3. (closed) Gypsum board with glass wool at the back, thickness 12,5 mm + 20 mm, mass 14,5 kg/m² (total, gypsum board with glass wool)
4. perforated Gypsum board with glass tissue at the rear, thickness 12,5 mm, hole diameter 20 mm c.t.c. distance 37,5 mm, mass 8,6 kg/m²



vinyl at panel 2



vinyl at panel 3



vinyl at panel 4

The results as presented here relate only to the tested items and laboratory conditions as described in this report. The laboratory can make no judgement about the representativity of the tested samples. The test report ahead is valid as long as the tested constructions and/or materials are unchanged.

4 Measurements

The test specimen is placed directly against the floor of the reverberation room and/or mounted with an air space of 45 mm behind it.

The perimeter edges of the test specimen are covered with an acoustical reflective frame, the facing side of the panels was up.

The measurement setups are according to type B and E mounting, as described in annex B of the ISO 354:2003 (Test specimen mountings for sound absorption tests).

4.1 Method

The tests were conducted in accordance with the provisions of the test method ISO 354 in the reverberation room of "Peutz bv" in Mook (the Netherlands) (see figure 1). The relevant data regarding the reverberation room are given in figure 2 of this report.

By means of reverberation measurements the reverberation time of the room is measured under two conditions:

- when the reverberation room is empty
- when the construction under test is inside the reverberation room

In general, once material is placed into the reverberation room a lower reverberation time will result.

The difference in reverberation times is a measure of the amount of absorption brought into the room.

Measurements and calculations were carried out in 1/3-octave bandwidth from 100 to 5000 Hz, according to the norms. Where applicable the octave values have been calculated from these 1/3-octave values.

From the reverberation measurements in the empty reverberation room the equivalent sound absorption A_1 is calculated (per frequency band) according to formula 1 and expressed in m^2

$$A_1 = \frac{55,3 V}{c T_1} - 4 V m_1 \quad (1)$$

in which:

- V = the volume of the reverberation room [m^3]
- T_1 = the reverberation time in the empty reverberation room [sec.]
- m_1 = "power attenuation coefficient" in the empty room,
calculated according to formula [m^{-1}]
- c = the speed of sound in the air, in m/s, calculated according to [m/s]

$$c = 331 + 0,6t \quad (2)$$

in which:

t = the temperature; this formula is valid for temperatures between 15 and 30 °C [°C]

$$m = \frac{\alpha}{10 \log(e)} \quad (3)$$

in which:

α = "attenuation coefficient" according to ISO 9613-1

In the same manner the equivalent sound absorption A_2 for the room with the test specimen is calculated according to formula 4, also expressed in m^2

$$A_2 = \frac{55,3V}{cT_2} - 4Vm_2 \quad (4)$$

in which:

c and V have the same definition as in formula 1 and

T_2 = the reverberation time of the reverberation room with the test specimen placed inside [sec]

m_2 = "power attenuation coefficient" in the room with the test specimen placed inside, calculated according to formula 3 [m^{-1}]

The equivalent sound absorption A of the test specimen has been calculated according to formula 5 and is expressed in m^2

$$A = A_2 - A_1 \quad (5)$$

When the test specimen consists of one plane with an area between 10 and 12 m^2 the sound absorption coefficient α_s has to be calculated according to formula 6:

$$\alpha = \frac{A}{S} \quad (6)$$

in which:

S = the area of the test specimen [m^2]

4.2 Accuracy

The accuracy of the sound absorption as calculated can be expressed in terms of repeatability (tests within one laboratory) and reproducibility (between various laboratories).

When:

- two tests are performed on identical test material
- within a short period of time
- by the same person or team
- using the same instrumentation

- under unchanged environmental conditions

the probability will be 95% that the difference between the two test results will be less than or equal to r .

In order to evaluate the repeatability r for the sound absorption measurements performed in the reverberation room of "Peutz bv" in Mook (the Netherlands) eight series of measurements have been carried out according to ISO 354:1985 annex C. From the results of those measurements the repeatability r has been calculated. It was found that for the frequency range from 100 to 200 Hz and at 5000 Hz the repeatability r is 0,21 as a maximum. For the frequency range 250 to 4000 Hz the repeatability r is 0,09 as a maximum.

4.3 Environmental conditions during the measurements

reverberation room	temperature [°C]	barometric pressure [kPa]	relative humidity [%]
empty	23	101,2	58
with specimen	23 - 24	101,0 - 101,1	59 - 60

4.4 Results

The results of the measurements are given in table 4.1 and 4.2 and in the figures 3 up to and including 8. The measurements were made in 1/3-octave bands. The results presented in octave-bands are the arithmetic average of the results of the three 1/3-octave bands belonging to that octaveband. From those values the following one-figure ratings have been calculated and stated :

- the "weighted sound absorption coefficient α_w " according to ISO 11654;
- the "Noise Reduction Coefficient NRC" according to ASTM-C423, being the average of the absorption coefficients (1/3 octave values) at the frequencies of 250, 500, 1000 and 2000 Hz, rounded to the nearest 0,05;
- the "Sound Absorption Average SAA" according to ASTM-C423, being the average of the absorption coefficients (1/3 octave values) at the frequencies of 200 Hz up to 2500 Hz, rounded to the nearest 0,01.

t4.1 measurement results

measurement	sound absorption coefficient α_s			
	vinyl on concrete		vinyl on OSB	
cavity	none		none	
total height	0,4 mm		15 mm	
record nr.	#73		#258	
figure nr.	3		4	
frequency [Hz]	1/3 oct.	1/1 oct.	1/3 oct.	1/1 oct.
100	0,01		0,03	
125	0,00	0,00	0,04	0,04
160	0,00		0,05	
200	-0,01		0,05	
250	0,00	0,00	0,09	0,09
315	0,01		0,12	
400	0,01		0,18	
500	0,01	0,01	0,17	0,17
630	0,01		0,16	
800	0,01		0,14	
1000	0,01	0,01	0,12	0,12
1250	0,01		0,10	
1600	0,02		0,09	
2000	0,03	0,04	0,08	0,08
2500	0,06		0,08	
3150	0,08		0,06	
4000	0,11	0,11	0,04	0,05
5000	0,15		0,05	
α_w	0,05		0,15	
NRC	0,00		0,10	
SAA	0,01		0,12	


t4.2 measurement results

sound absorption coefficient α_s								
measurement	vinyl on closed gypsum board with glass wool		vinyl on glossed gypsum board with glass wool		vinyl on perforated gypsum board		vinyl on perforated gypsum board	
cavity	none		45 mm		none		45 mm	
total height	32,5 mm		77,5 mm		12,5 mm		57,5 mm	
record nr.	#221		#184		#110		#147	
figure nr.	5		6		7		8	
frequency [Hz]	1/3 oct.	1/1 oct.	1/3 oct.	1/1 oct.	1/3 oct.	1/1 oct.	1/3 oct.	1/1 oct.
100	0,10		0,29		0,03		0,10	
125	0,47	0,30	0,32	0,30	-0,01	0,01	0,31	0,20
160	0,33		0,29		0,02		0,20	
200	0,17		0,20		0,02		0,15	
250	0,15	0,15	0,17	0,17	0,08	0,10	0,15	0,14
315	0,13		0,15		0,19		0,12	
400	0,15		0,12		0,19		0,09	
500	0,13	0,14	0,11	0,11	0,11	0,12	0,06	0,07
630	0,13		0,10		0,07		0,05	
800	0,10		0,08		0,05		0,03	
1000	0,09	0,09	0,07	0,07	0,06	0,08	0,05	0,07
1250	0,09		0,06		0,13		0,13	
1600	0,08		0,07		0,20		0,17	
2000	0,08	0,08	0,07	0,07	0,14	0,13	0,10	0,11
2500	0,07		0,07		0,06		0,05	
3150	0,07		0,06		0,04		0,05	
4000	0,07	0,07	0,05	0,05	0,05	0,05	0,05	0,05
5000	0,06		0,05		0,05		0,06	
α_w	0,15		0,10(L)		0,15		0,10(L)	
NRC	0,10		0,10		0,10		0,10	
SAA	0,11		0,11		0,11		0,10	

The surface of the tested materials is in some cases less than the in the ISO 354 prescribed surface area (between 10 and 12,6 m²). In those cases the accuracy of the sound absorption coefficient is less than the in paragraph 4.2 given values (which are based on a surface area between 10 and 12,6 m²).

The sound absorption coefficient of a material is not a material property. It should be taken into account that the sound absorption of a construction depends on the dimensions, the way of mounting of the material and its position in the room.

Mook,



Th. Scheers
Laboratory Supervisor



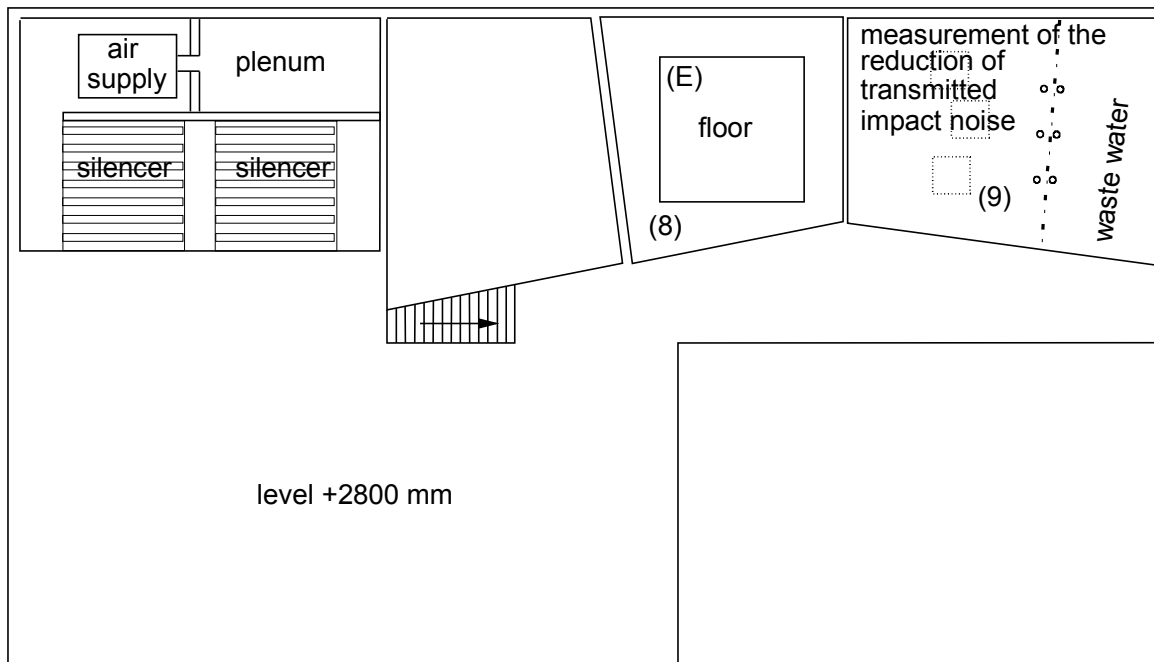
dr. ir. M.L.S. Vercammen
Manager

This report contains 12 pages and 8 figures.

PEUTZ bv
 Lindenlaan 41, NL-6584 AC MOLENHOEK (LB), THE NETHERLANDS

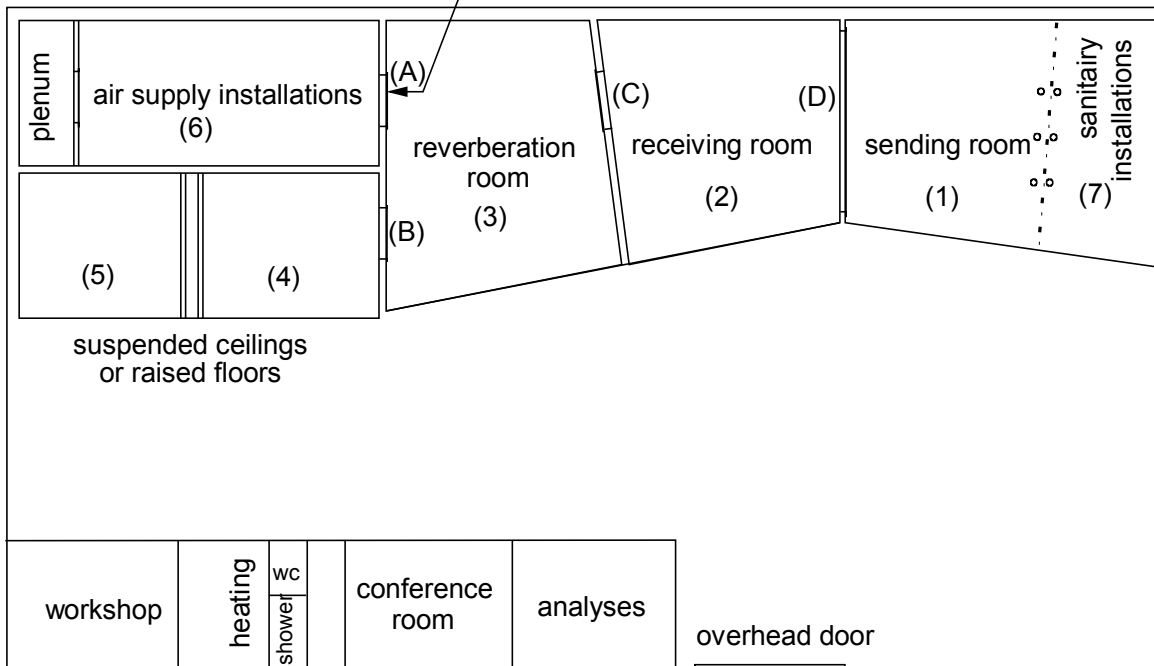
OVERVIEW

Story



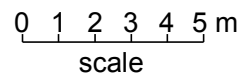
Ground level

opening (A) (closed)
 w x h = 1300 x 1905 mm



TEST OPENINGS (w x h in mm)

- (B) 1000 x 2200
- (C) 1500 x 1250
- (D) 4300 x 2800
- (E) 4000 x 4000



PEUTZ bv
Lindenlaan 41, 6584 AC MOLENHOEK (LB)

REVERBERATION ROOM

The reverberation room meets the requirements of ISO 354:2003.

additional data:

volume : 214 m³
total area S_t (walls, floor and ceiling) : 219 m²

diffusion: by the shape of the room and by adding 6 curved and 2 flat reflecting elements with a total area of approx. 13 m² a sufficient diffusion has been gained.

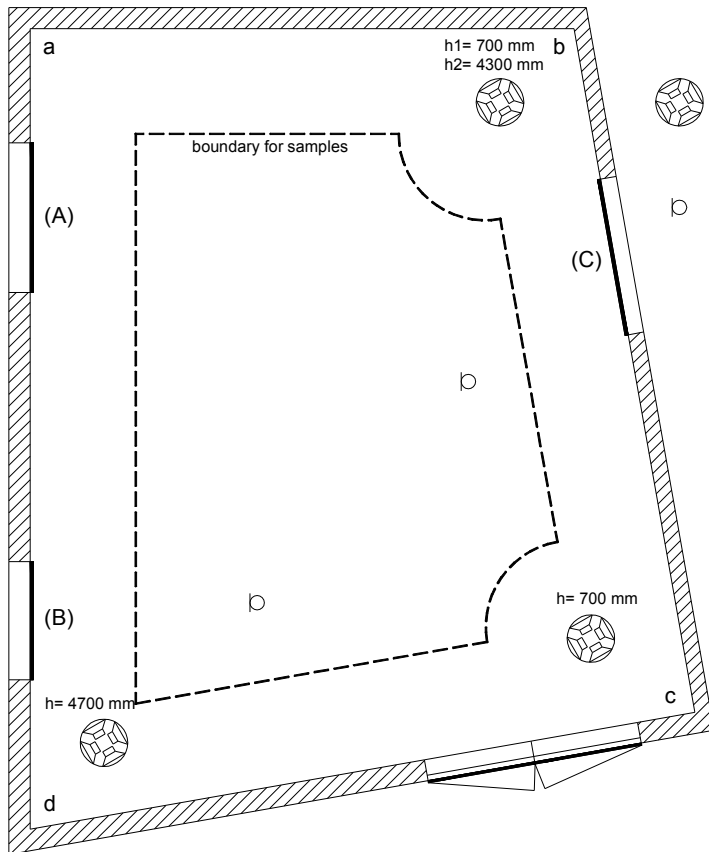
reverberation time of the empty reverberation room during measurements of 08-09-2016

frequency (1/1 oct.)	125	250	500	1000	2000	4000	Hz
reverberationtime	7,71	6,27	5,98	5,28	4,16	2,89	sec.

repeatability r (1/1 oct.) c.f. ISO 354:1985 annex C (see chapter 4.2 of this report).

r bij hoge α	0,13	0,04	0,04	0,02	0,02	0,08	-
r bij lage α	0,09	0,02	0,01	0,02	0,02	0,04	-

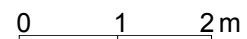
plan



- loudspeaker (4x)
- microphone (3x)

(closed) testopenings
(width x height in mm)
(A): 1300 x 1800
(B): 1000 x 2200
(C): 1500 x 1250

height at:
a: 5573 mm
b: 5102 mm
c: 5000 mm
d: 5580 mm



Absorb, versie 5.8.3 mode 7, file: a3151 E#:1-36 T₁ = 22,7 °C p₁ = 101,2 kPa h₁ = 57,7 %

MEASUREMENT OF SOUND ABSORPTION IN A REVERBERATION ROOM ACCORDING TO ISO 354:2003




principal: Texdecor

Vinyl Wallcovering directly on floor

Vinyl wallcovering

manufacturer: Texdecor
 view side: Vinyl
 back side: non-woven backing
 mass: 345 gr/m²
 thickness: 0,4 mm



Absorb, versie 5.8.3 mode 7, PM: RA, file: a3151 E#:1-36 F#:37-72 A#:73 T₁ = 22,7 °C T₂ = 22,6 °C p₁ = 101,2 kPa p₂ = 101,0 kPa h₁ = 57,7 % h₂ = 58,6 %

volume reverberation room: 214 m³

surface area sample: 11,7 m²

height of the construction: 0,4 mm

measured at: Peutz Laboratory for Acoustics

signal: broad-band noise

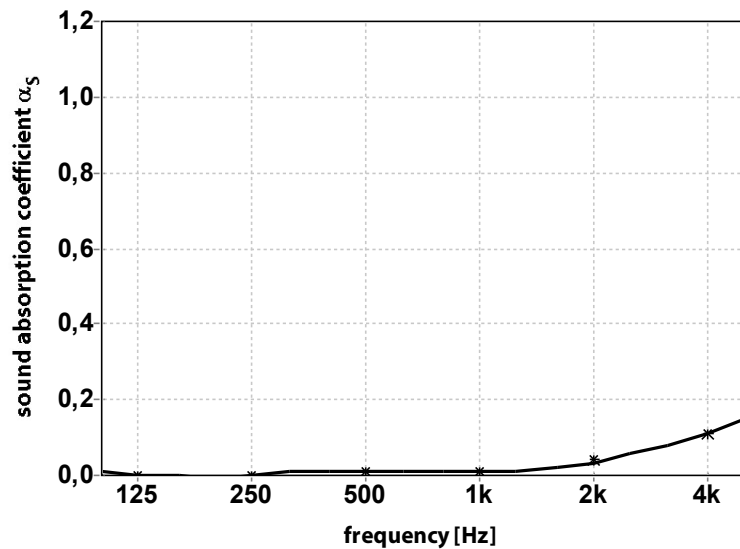
bandwidth: 1/3 octave

α_w (ISO 11654) = 0,05

NRC (ASTM - C423) = 0,00

SAA (ASTM - C423) = 0,01

— 1/3 oct.
 * 1/1 oct.



	0,01	-0,01	0,01	0,01	0,02	0,08
1/3 oct.	0,00	0,00	0,01	0,01	0,03	0,11
	0,00	0,01	0,01	0,01	0,06	0,15
1/1 oct.	0,00	0,00	0,01	0,01	0,04	0,11

publication is permitted for the entire page only

Mook, 08-09-2016

MEASUREMENT OF SOUND ABSORPTION IN A REVERBERATION ROOM ACCORDING TO ISO 354:2003

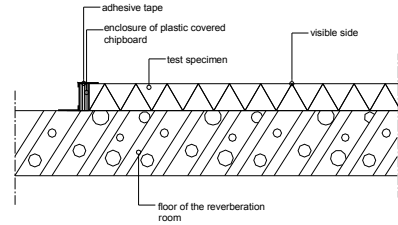


principal: Texdecor

Vinyl wallcovering on 15 mm thick OSB sheeting

Vinyl wallcovering

manufacturer: Texdecor
 view side: Vinyl
 back side: non-woven backing
 mass: 345 gr/m²
 thickness: 0,4 mm

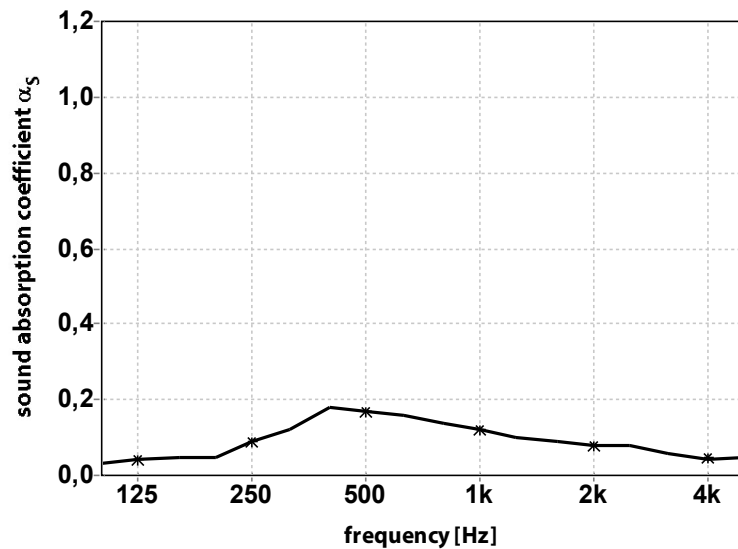


Absorb, versie 5.8.3 mode 7, PM, JK, file: a3151 E#:1-36 F#:222-257 A#:258 T₁ = 22,7 °C T₂ = 23,6 °C p₁ = 101,2 kPa p₂ = 101,0 kPa h₁ = 57,7 % h₂ = 59,6 %

volume reverberation room: 214 m³
 surface area sample: 10,55 m²
 height of the construction: 15 mm
 measured at: Peutz Laboratory for Acoustics
 signal: broad-band noise
 bandwidth: 1/3 octave

α_w (ISO 11654) = 0,15
 NRC (ASTM - C423) = 0,10
 SAA (ASTM - C423) = 0,12

— 1/3 oct.
 * 1/1 oct.



	0,03	0,05	0,18	0,14	0,09	0,06
1/3 oct.	0,04	0,09	0,17	0,12	0,08	0,04
	0,05	0,12	0,16	0,10	0,08	0,05
1/1 oct.	0,04	0,09	0,17	0,12	0,08	0,05

publication is permitted for the entire page only

Mook, 08-09-2016

MEASUREMENT OF SOUND ABSORPTION IN A REVERBERATION ROOM ACCORDING TO ISO 354:2003

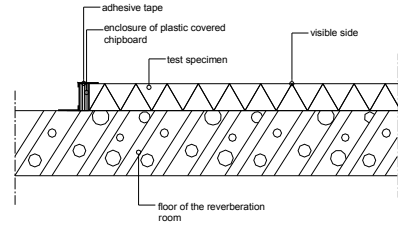



principal: Texdecor

Vinyl wallcovering on gypsum board with glasswool at the back (12,5 + 20 mm) directly on floor

Vinyl wallcovering

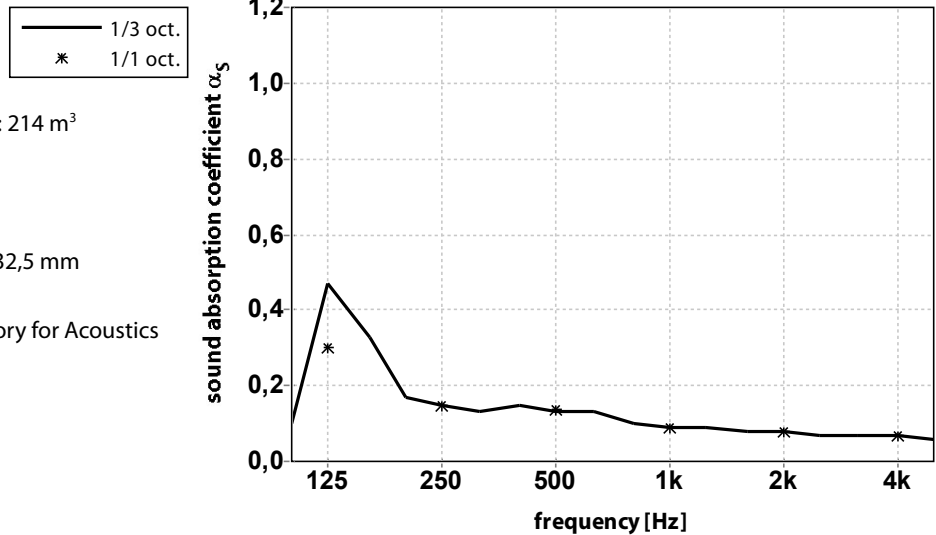
manufacturer: Texdecor
 view side: Vinyl
 back side: non-woven backing
 mass: 345 gr/m²
 thickness: 0,4 mm



Absorb, versie 5.8.3 mode 7, PM:RA, file: a3151 E#:1-36 F#:185-220 A#:221 T₁ = 22,7 °C T₂ = 23,3 °C p₁ = 101,2 kPa p₂ = 101,0 kPa h₁ = 57,7 % h₂ = 60,2 %

volume reverberation room: 214 m³
 surface area sample: 9,4 m²
 height of the construction: 32,5 mm
 measured at: Peutz Laboratory for Acoustics
 signal: broad-band noise
 bandwidth: 1/3 octave

α_w (ISO 11654) = 0,15
 NRC (ASTM - C423) = 0,10
 SAA (ASTM - C423) = 0,11



	0,10	0,17	0,15	0,10	0,08	0,07
1/3 oct.	0,47	0,15	0,13	0,09	0,08	0,07
	0,33	0,13	0,13	0,09	0,07	0,06
1/1 oct.	0,30	0,15	0,14	0,09	0,08	0,07

publication is permitted for the entire page only

Mook, 08-09-2016

MEASUREMENT OF SOUND ABSORPTION IN A REVERBERATION ROOM ACCORDING TO ISO 354:2003

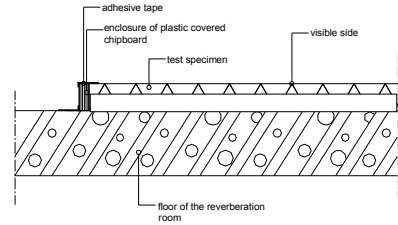



principal: Texdecor

Vinyl wallcovering on gypsum board with glasswool at the back (12,5 + 20 mm) with 45 mm cavity

Vinyl wallcovering

manufacturer: Texdecor
 view side: Vinyl
 back side: non-woven backing
 mass: 345 gr/m²
 thickness: 0,4 mm



Absorb, versie 5.8.3 mode 7, PM: RA, file: a3151 E#: 1-36 F#: 148-183 A#: 184 T₁ = 22,7 °C T₂ = 23,5 °C p₁ = 101,2 kPa p₂ = 101,1 kPa h₁ = 57,7 % h₂ = 59,1 %

volume reverberation room: 214 m³

surface area sample: 9,4 m²

height of the construction: 77,5 mm

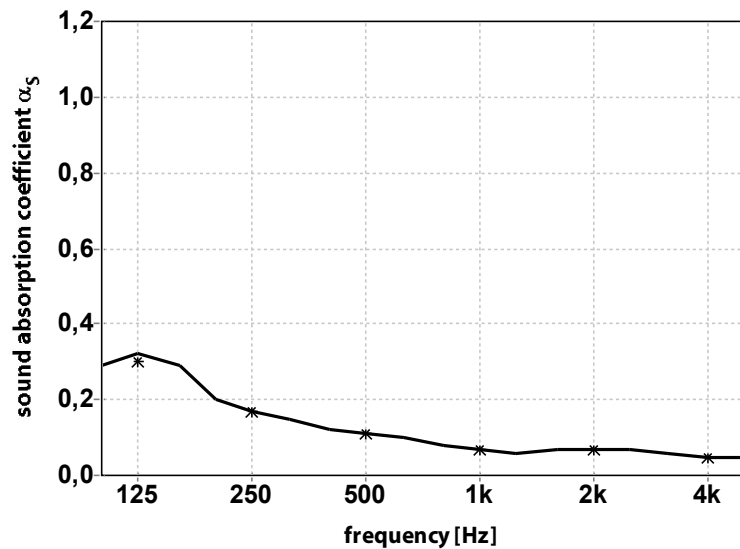
measured at: Peutz Laboratory for Acoustics

signal: broad-band noise

bandwidth: 1/3 octave

α_w (ISO 11654) = 0,10(L)
 NRC (ASTM - C423) = 0,10
 SAA (ASTM - C423) = 0,11

— 1/3 oct.
 * 1/1 oct.



	0,29	0,20	0,12	0,08	0,07	0,06
1/3 oct.	0,32	0,17	0,11	0,07	0,07	0,05
	0,29	0,15	0,10	0,06	0,07	0,05
1/1 oct.	0,30	0,17	0,11	0,07	0,07	0,05

publication is permitted for the entire page only

Mook, 08-09-2016

MEASUREMENT OF SOUND ABSORPTION IN A REVERBERATION ROOM ACCORDING TO ISO 354:2003

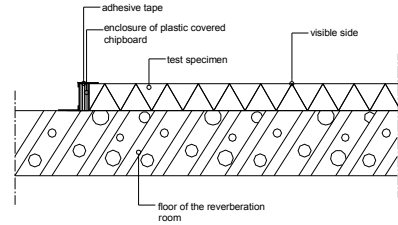



principal: Texdecor

Vinyl wallcovering on perforated gypsum board (12,5 mm) directly on floor

Vinyl wallcovering

manufacturer: Texdecor
 view side: Vinyl
 back side: non-woven backing
 mass: 345 gr/m²
 thickness: 0,4 mm

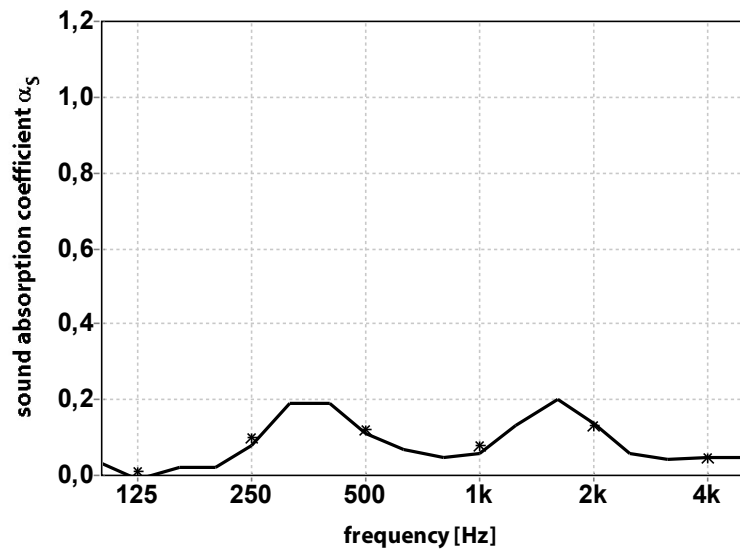


Absorb, versie 5.8.3 mode 7, PM:RA, file: a3151 E#:1-36 F#:74-109 A#:110 T₁ = 22,7 °C T₂ = 22,8 °C p₁ = 101,2 kPa p₂ = 101,0 kPa h₁ = 57,7 % h₂ = 59,2 %

volume reverberation room: 214 m³
 surface area sample: 9,4 m²
 height of the construction: 12,5 mm
 measured at: Peutz Laboratory for Acoustics
 signal: broad-band noise
 bandwidth: 1/3 octave

α_w (ISO 11654) = 0,15
 NRC (ASTM - C423) = 0,10
 SAA (ASTM - C423) = 0,11

— 1/3 oct.
 * 1/1 oct.



	0,03	0,02	0,19	0,05	0,20	0,04
1/3 oct.	-0,01	0,08	0,11	0,06	0,14	0,05
	0,02	0,19	0,07	0,13	0,06	0,05
1/1 oct.	0,01	0,10	0,12	0,08	0,13	0,05

publication is permitted for the entire page only

Mook, 08-09-2016

MEASUREMENT OF SOUND ABSORPTION IN A REVERBERATION ROOM ACCORDING TO ISO 354:2003

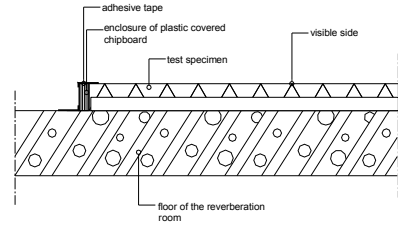



principal: Texdecor

Vinyl wallcovering on perforated gypsum board (12,5 mm) with 45 mm cavity

Vinyl wallcovering

manufacturer: Texdecor
 view side: Vinyl
 back side: non-woven backing
 mass: 345 gr/m²
 thickness: 0,4 mm

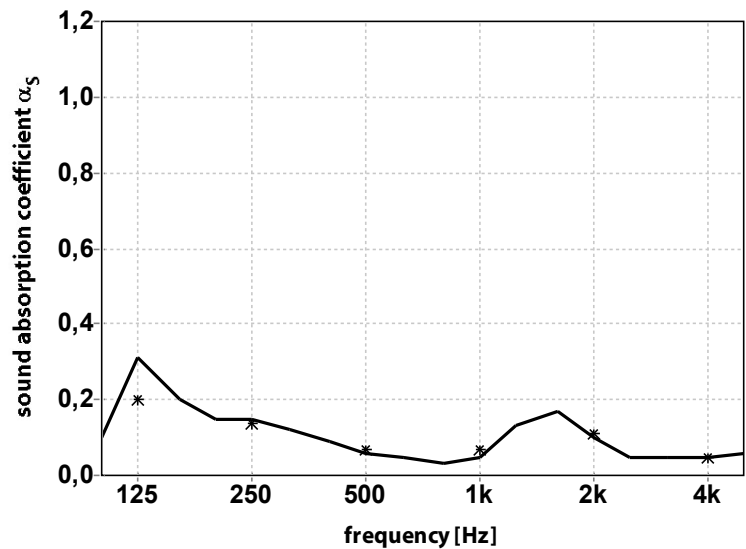


Absorb, versie 5.8.3 mode 7, PM: RA, file: a3151 E#: 1-36 F#: 111-146 A#: 147 T₁ = 22,7 °C T₂ = 23,0 °C p₁ = 101,2 kPa p₂ = 101,0 kPa h₁ = 57,7 % h₂ = 59,5 %

volume reverberation room: 214 m³
 surface area sample: 9,4 m²
 height of the construction: 57,5 mm
 measured at: Peutz Laboratory for Acoustics
 signal: broad-band noise
 bandwidth: 1/3 octave

α_w (ISO 11654) = 0,10(L)
 NRC (ASTM - C423) = 0,10
 SAA (ASTM - C423) = 0,10

— 1/3 oct.
 * 1/1 oct.



	0,10	0,15	0,09	0,03	0,17	0,05
1/3 oct.	0,31	0,15	0,06	0,05	0,10	0,05
	0,20	0,12	0,05	0,13	0,05	0,06
1/1 oct.	0,20	0,14	0,07	0,07	0,11	0,05

publication is permitted for the entire page only

Mook, 08-09-2016