

Daidalos Peutz bouwfysisch ingenieurbureau
 Vital Decosterstraat 67A – bus 1
 B-3000 Leuven
 Belgium
 VAT: BE 0454.276.239
www.daidalospeutz.be



N° 451-TEST
 NBN EN ISO 17025:2017
 EA MLA signatory

NOISE LAB
REPORT Number A-2020LAB-011-08-44028_E

Customer : Texdecor
 Rue d'Hem, 2
 59780 Willems
 France

Contacts : **Client :** Julie Truquet
Noise lab : Els Meulemans

Tests : Measurement of sound absorption in the reverberation room

Product name : SlimPanel square panel 1200x1200 mm, with a plenum of 30mm

Normative references:
NBN EN ISO 354:2003 Acoustics - Measurement of sound absorption in a reverberation room

NBN EN ISO 11654:1997 Acoustics - Sound absorbers for use in buildings - Rating of sound absorption
 NBN ISO 9613-1:1996 Acoustics - Attenuation of sound during propagation outdoors -
 part 1 : Calculation of the absorption of sound by the atmosphere
 ISO 12999-2:2020 Acoustics - Determination and application of measurement uncertainties in building acoustics
 Part 2: Sound absorption

To perform the above measurements, the laboratory of Daidalos Peutz is accredited by BELAC, "The Belgian Accreditation Body", under the certificate nr N°451-TEST. The activities covered by this accreditation certificate are covered by the EA MLA. BELAC is a signatory of all existing multilateral agreements and recognition agreements of International Laboratory Accreditation Cooperation (ILAC). In this way, reports issued by BELAC accredited bodies are internationally accredited.

Date and reference of the request:	21/02/2020	2020LAB-011
Date of receipt of the specimen(s):	16/07/2020	08
Date of construction:	16/07/2020	
Date of tests:	16/07/2020	
Date of preparation of the report:	6/11/2020	

This test report together with its annexes contains : 10 pages and must be multiplied only in its entirety

Technical Manager,

Paul Mees

Laboratory Engineer,

Els Meulemans

Daidalos Peutz bouwfysisch ingenieursbureau
 Vital Decosterstraat 67A – bus 1
 B-3000 Leuven
 Belgium
 VAT: BE 0454.276.239
www.daidalospeutz.be



N° 451-TEST
 NBN EN ISO 17025:2017
 EA MLA signatory

NOISE LAB

REPORT Number A-2020LAB-011-08-44028_E

MEASURING EQUIPMENT

Signal

Brüel & Kjaer - 4292 : Omni Power Sound Source

Microphone system:

Brüel & Kjaer - 4189-L-001 : 1/2" free field microphone prepolarized, inclusive 2669L TEDS

Brüel & Kjaer - 4189 : 1/2" free field microphone, 6Hz to 20kHz, prepolarized

Brüel & Kjaer - 2669 : 1/2" microphone preamplifier

Brüel & Kjaer - 4231 : Sound calibrator 94&114dB SPL-1000Hz, Fulfils IEC 60942(2003)Class1

Number of source positions:	2	(Different sound source positions at least 3m apart.
Number of microphone positions for each source position:	8	The measurements shall be made with different microphone positions
Number of measured decays curves:	3	which are at least 1,5m apart, 2m from any sound source and 1m from
Total number of measurements with different positions for microphone & source:	16	any room surface and the test specimen.)

Signal processing

Brüel & Kjaer - 2716C : Power amplifier

Brüel & Kjaer - 3050-A-6/0: Signal generator, 6-ch. Inputmodule LAN-XI

Brüel & Kjaer - 3160-A-042: Signal generator, 4/2-ch. Input/output module LAN-XI

Brüel & Kjaer : PULSE Labshop Version 13.5

A PC with all necessary software

Reverberation room

Dimensions of the room:	Total volume :	298,31 m ³
	Length:	9,98 m
	Width	4,97 m
	Height	5,99 m
	Volume door niche :	1,32 m ³
	Total area:	279,95 m ²
	$l_{max} = 12,65 \text{ m} < 1,9 \text{ V}^{1/3}$	

In order to improve the diffusivity, the use of diffusers is necessary

The test specimen shall have a maximum area of 15,62 m², which depends on the room volume

Daidalos Peutz bouwfysisch ingenieursbureau
 Vital Decosterstraat 67A – bus 1
 B-3000 Leuven
 Belgium
 VAT: BE 0454.276.239
www.daidalospeutz.be



N° 451-TEST
NBN EN ISO 17025:2017
EA MLA signatory

NOISE LAB
REPORT Number A-2020LAB-011-08-44028_E

TEST METHOD

The tests were conducted in accordance with the provisions of the test method EN ISO354:2003. A detailed description of the test set up has been given in the figures of annex 1 of this report.

The measurement method can be simply described as follows:

Essence of the test is in measuring of the reverberation time in the empty reflecting room and in the same room with the test sample inside it. The sound-absorption properties of a material depend on how the material is mounted during the test. Annex B of ISO 354:2003 specifies several different standard mountings that shall be used during a test for sound absorption. Normally a test specimen is tested using only one of the specified mountings.

From these reverberation times, the equivalent sound absorption area of the test specimen, is calculated by using Sabine's equation. Measurement is carried out in ranges of 1/3 octave and interval from 100Hz to 5000Hz.

The equivalent sound absorption area of the empty reverberation room, A_1 , in square metres, shall be calculated using the formula (1) :

$$A_1 = 55,3 V / (c_1 T_1) - 4Vm_1 \quad [m^2] \quad (1)$$

The equivalent sound absorption area of the reverberation room containing a test specimen, A_2 , in square metres, shall be calculated using the formula (2) :

$$A_2 = 55,3 V / (c_2 T_2) - 4Vm_2 \quad [m^2] \quad (2)$$

The equivalent sound absorption area of the test specimen, A_T , in square metres, shall be calculated using the formula (3) :

$$A_T = A_2 - A_1 = 55,3 V (1/c_2 T_2 - 1/c_1 T_1) - 4V(m_2 - m_1) \quad [m^2] \quad (3)$$

The sound absorption coefficient of a plane absorber or a specified array of test objects shall be calculated using the formula (4):

$$\alpha_s = A_T / S \quad (4)$$

NOTE For discrete objects A_{obj} is used instead of α_s
 For a specific array of objects the result is given as α_s

The equivalent sound absorption area of discrete absorbers or individual objects shall be calculated using the formula (5):

$$A_{obj} = A_T / n \quad \text{where } n \text{ is the number of tested objects} \quad (5)$$

- whereas:
- A_1 = The equivalent sound absorption area of the empty reverberation room in square metres
 - A_2 = The equivalent sound absorption area of the reverberation room containing a test specimen in square metres
 - V = volume, in cubic metres, of the empty reverberation room [m³]
 - c_1, c_2 = the propagation speed of sound in air, in [m/s], calculated using the formula
 (in function of the temperature in the room during the test)
 $c = 331 + 0,6 t$ with $t =$ the air temperature in degrees Celsius for temperatures in the range of 15°C to 30°C
 - T_1 = the reverberation time, in seconds, of the empty reverberation room
 - T_2 = the reverberation time, in seconds, of the reverberation room after the test specimen has been introduced
 - m_1, m_2 = the power attenuation coefficient, in reciprocal metres, calculated according to ISO 9613-1:1993
 - A_T = The equivalent sound absorption area of the test specimen in square metres
 - S = the area, in square metres, covered by the test specimen
 - α_s = the sound absorption coefficient
 - A_{obj} = the equivalent sound absorption area per object
 - n = the number of tested discrete or individual objects

SPECIAL MEASUREMENT CONDITIONS

-
-
-
-
-

n/a

Daidalos Peutz bouwfysisch ingenieursbureau
 Vital Decosterstraat 67A – bus 1
 B-3000 Leuven
 Belgium
 VAT: BE 0454.276.239
www.daidalospeutz.be



N° 451-TEST
 NBN EN ISO 17025:2017
 EA MLA signatory

NOISE LAB

REPORT Number A-2020LAB-011-08-44028_E

RATING OF SOUND ABSORPTION

α_p PRACTICAL SOUND ABSORPTION COEFFICIENT

Frequency-dependent value of the sound absorption coefficient which is based on measurements on one-third-octave bands in accordance with ISO 354 and which is calculated in octave bands in accordance with the standard ISO 11654:1997.

The practical sound absorption coefficient, α_{pi} , for each octave band i , is calculated from the arithmetic mean value of the three one-third octave sound absorption coefficients within the octave. The mean value is calculated to the second decimal and rounded in steps of 0,05 and maximized to 1,00 for rounded mean values > 1,00

α_w WEIGHTED SOUND ABSORPTION COEFFICIENT

The weighted sound absorption coefficient is determined as a single number value from the practical sound absorption coefficients from 250 Hz to 4000 Hz. The practical sound absorption coefficient is calculated according to ISO 11654:1997.

Single-number frequency-independent value which equals the value of the reference curve at 500 Hz after shifting is as specified in the standard ISO 11654:1997.

SHAPE INDICATORS, L,M,H

Whenever a practical sound absorption coefficient α_{pi} exceeds the value of the shifted reference curve by 0,25 or more, one or more shape indicators shall be added, in parantheses, to the α_w value.

If the excess absorption occurs at 250 Hz, use the notation L.

If the excess absorption occurs at 500 Hz or 1000 Hz, use the notation M.

If the excess absorption occurs at 2000 Hz or 4000 Hz, use the notation H.

NRC NOISE REDUCTION COEFFICIENT

The NRC is a single-number index determined in a lab test and used for rating how absorptive a particular material is. This industry standard ranges from zero (perfectly reflective) to 1 (perfectly absorptive). It is simply the average of the mid-frequency sound absorption coefficients (250, 500, 1000 and 2000 Hertz) rounded to the nearest 5%.

SAA SOUND ABSORPTION AVERAGE

NRC is being replaced by the Sound Absorption Average (SAA), which is described in the current ASTM C423-09a. The SAA is a single-number rating of sound absorption properties of a material similar to NRC, except that the sound absorption values employed in the averaging are taken at the twelve one-third octave bands from 200 Hz to 2500 Hz, inclusive, and rounding is to the nearest multiple of 0.01.

The NRC and SAA results are not within the scope of the accreditation.

Test results related to tested object only. The test results should not be considered as material constants, the absorption depends not only on the material itself. The method of construction, the size of the material surface and its place in the room, affect the sound absorption characteristics of the test element.

ACCURACY

The accuracy of the absorption coefficients as calculated can be expressed in terms of repeatability of measured reverberation times (tests within one laboratory) and reproducibility (between various laboratories)

The relative standard deviation of the reverberation time T_{20} , evaluated over a 20dB decay range, can be estimated by the following formula (see 8.2.2. van ISO 354:2003)

These relative standard deviations of the reverberation time T_{20} were calculated and illustrated in annex 1.

The reproducibility of absorption coefficient measurement is still under investigation

The specific value of uncertainty is available on request

NOISE LAB
REPORT Number A-2020LAB-011-08-44028_E

A_{obj}

EQUIVALENT SOUND ABSORPTION AREA PER OBJECT

EN ISO 354:2003

Acoustics - Measurement of sound absorption in a reverberation room

EN ISO 11654:1997

Acoustics - Sound absorbers for use in buildings - Rating of sound absorption

Identification number of test element: **08**

Test date: 16/07/2020

Reverberation room:

V = 298,3 m³S_{tot} = 279,9 m²

Room conditions during measurements:

Empty room

With testelement

Temperature:

T = 20,9

21,0 °C

Atmospheric pressure:

p = 101,4

101,6 kPa

Relative humidity :

h_r = 68

70 %

Type of test element:

individual object

Construction characteristics:

* using individual objects

Number of tested objects

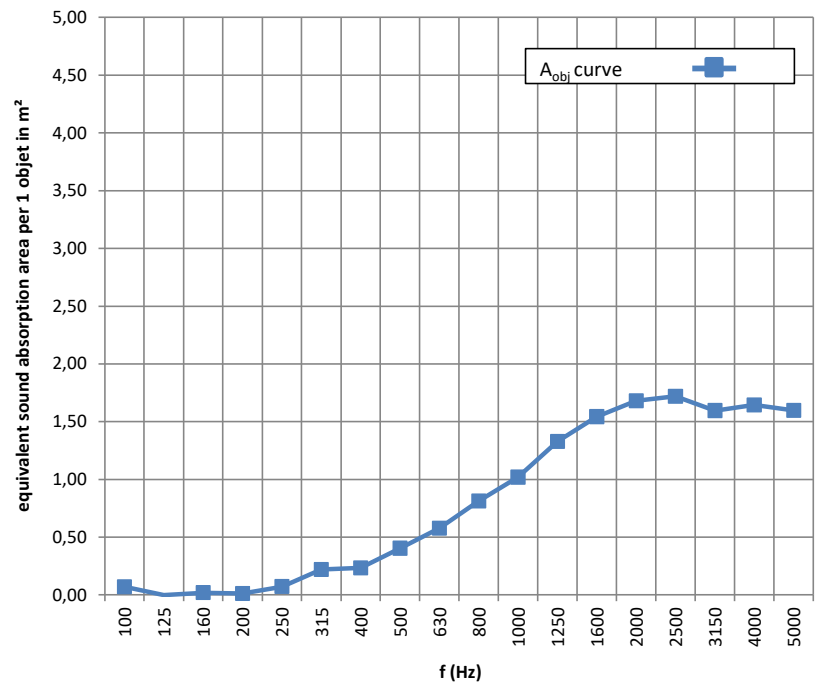
4

Number of location setups in the reverberation room

1

f(Hz)	T ₁ (s)	T ₂ (s)	A _{obj} (m ²)
50			
63			
80			
100	11,28	10,59	0,1
125	9,65	9,67	0,0
160	9,69	9,56	0,0
200	10,17	10,10	0,0
250	9,72	9,21	0,1
315	10,16	8,59	0,2
400	8,97	7,65	0,2
500	8,95	6,89	0,4
630	9,26	6,42	0,6
800	9,33	5,73	0,8
1000	8,89	5,08	1,0
1250	8,49	4,38	1,3
1600	7,64	3,87	1,5
2000	6,79	3,49	1,7
2500	5,83	3,20	1,7
3150	4,89	2,99	1,6
4000	4,10	2,65	1,6
5000	3,24	2,29	1,6

f(Hz)	A _{obj} (m ²)
125	0,0
250	0,1
500	0,4
1000	1,1
2000	1,6
4000	1,6



Note: an individual object is not evaluated according to ISO 11654 (α_w and class)

Requested by: Texdecor, Rue d'Hem, 2,59780 Willems

TESTELEMANT: (product name, for details see Annex 2)

SlimPanel square panel 1200x1200 mm, with a plenum of 30mm

NOISE LAB
REPORT Number A-2020LAB-011-08-44028_E

ANNEX 1 : PRECISION

The relative standard deviation of the reverberation time T20

f	T ₁ (s)	ε ₂₀ (s)	T ₂ (s)	ε ₂₀ (s)
50	0,0	0,0	0,0	0,0
63	0,0	0,0	0,0	0,0
80	0,0	0,0	0,0	0,0
100	11,28	0,55	10,59	0,53
125	9,65	0,45	9,67	0,45
160	9,69	0,40	9,56	0,40
200	10,17	0,37	10,10	0,37
250	9,72	0,32	9,21	0,31
315	10,16	0,29	8,59	0,27
400	8,97	0,24	7,65	0,22
500	8,95	0,22	6,89	0,19
630	9,26	0,20	6,42	0,16
800	9,33	0,18	5,73	0,14
1000	8,89	0,15	5,08	0,12
1250	8,49	0,13	4,38	0,10
1600	7,64	0,11	3,87	0,08
2000	6,79	0,09	3,49	0,07
2500	5,83	0,08	3,20	0,06
3150	4,89	0,06	2,99	0,05
4000	4,10	0,05	2,65	0,04
5000	3,24	0,04	2,29	0,03

ε₂₀ = The relative standard deviation of the reverberation time T20, evaluated over a 20dB decay range, can be estimated by the following formula (see 8.2.2. van ISO 354:2003)

$$\epsilon_{20}(T) = T \sqrt{\frac{2,42 + 3,59/N}{f T}}$$

- T₁ (s) = reverberation time of the empty room
- T₂ (s) = reverberation time of the reverberation room after with the test specimen
- f (Hz) = centre frequency of the one-third-octave band
- N = number of decay curves evaluated

The relative standard deviation of the sound absorption coefficient

f	A _{obj} (m²)	ε _{Aobj}	δ ₉₅ (A _{obj})
50	0,0	0,0	0,0
63	0,0	0,0	0,0
80	0,0	0,0	0,0
100	0,1	0,1	0,0
125	0,0	0,1	0,0
160	0,0	0,1	0,0
200	0,0	0,1	0,0
250	0,1	0,1	0,0
315	0,2	0,1	0,0
400	0,2	0,1	0,0
500	0,4	0,1	0,0
630	0,6	0,1	0,0
800	0,8	0,1	0,0
1000	1,0	0,1	0,0
1250	1,3	0,1	0,0
1600	1,5	0,1	0,0
2000	1,7	0,1	0,0
2500	1,7	0,1	0,0
3150	1,6	0,1	0,0
4000	1,6	0,1	0,0
5000	1,6	0,1	0,0

ε(A_{obj}) = The relative standard deviation of the sound absorption coefficient

$$\epsilon(A_{obj}) = \frac{55,3 V}{c S} \sqrt{\left(\frac{\epsilon_{20}(T_2)}{T_2^2}\right)^2 + \left(\frac{\epsilon_{20}(T_1)}{T_1^2}\right)^2}$$

δ₉₅ (A_{obj}) = 95% confidence interval

$$\delta_{95}(A_{obj}) = \frac{1,96 \epsilon(\alpha)}{\sqrt{N}}$$

- T₁ (s) = reverberation time of the empty room
- T₂ (s) = reverberation time of the reverberation room after with the test specimen
- V = Volume of the reverberation room
- c = the propagation speed of sound in air
- S = number of decay curves evaluated
- N = the area, in square metres, covered by the test specimen

Daidalos Peutz bouwfysisch ingenieursbureau
 Vital Decosterstraat 67A – bus 1
 B-3000 Leuven
 Belgium
 VAT: BE 0454.276.239
www.daidalospeutz.be



N° 451-TEST
 NBN EN ISO 17025:2017
 EA MLA signatory

NOISE LAB
REPORT Number A-2020LAB-011-08-44028_E

ANNEX 2: Description test items by manufacturer

The test sample description given by manufacturer is checked visually as good as possible by the laboratory.
 The correspondence between the test element and the commercialized product is the sole responsibility of the manufacturer

SlimPanel square panel 1200x1200 mm, with a plenum of 30mm

SlimPanel - felt with recycled polyester fibres (PET)


Thickness : 9mm

Mass per unit area : 1900 g/m²

In this test one object = 1 panel element of 1200x1200 mm, with an air gap of 30mm

The side edges were open

Product specifications are based on client's declaration



1 object = 1 panel element of 1200x1200mm
 Dimensions in mm, but above sketch is not on scale

Daidalos Peutz bouwfysisch ingenieursbureau
Vital Decosterstraat 67A – bus 1
B-3000 Leuven
Belgium
VAT: BE 0454.276.239
www.daidalospeutz.be



N° 451-TEST
NBN EN ISO 17025:2017
EA MLA signatory

NOISE LAB
REPORT Number A-2020LAB-011-08-44028_E

ANNEX 3: Technical datasheet

The test sample description given by manufacturer is checked visually as good as possible by the laboratory.
The correspondence between the test element and the commercialized product is the sole responsibility of the manufacturer

Please request at supplier

NOISE LAB
REPORT Number A-2020LAB-011-08-44028_E

ANNEX 4: photographs of the test element or the test arrangement

Description of the assembly or drawing or photo

Four elements were tested as individual objects, arranged randomly in the reverberation room,
in accordance with the EN ISO 354 standard
In this test one object = 1 wall element of 1200x1200 mm

For the measurement 4 elements were randomly arranged on the floor in the reverberation room on the first positions.
The products are installed for the laboratory test in the same manner as they are typically installed in practice :
lying on a support structure, height 30mm, above the floor of the reverberation room.
The side edges were open



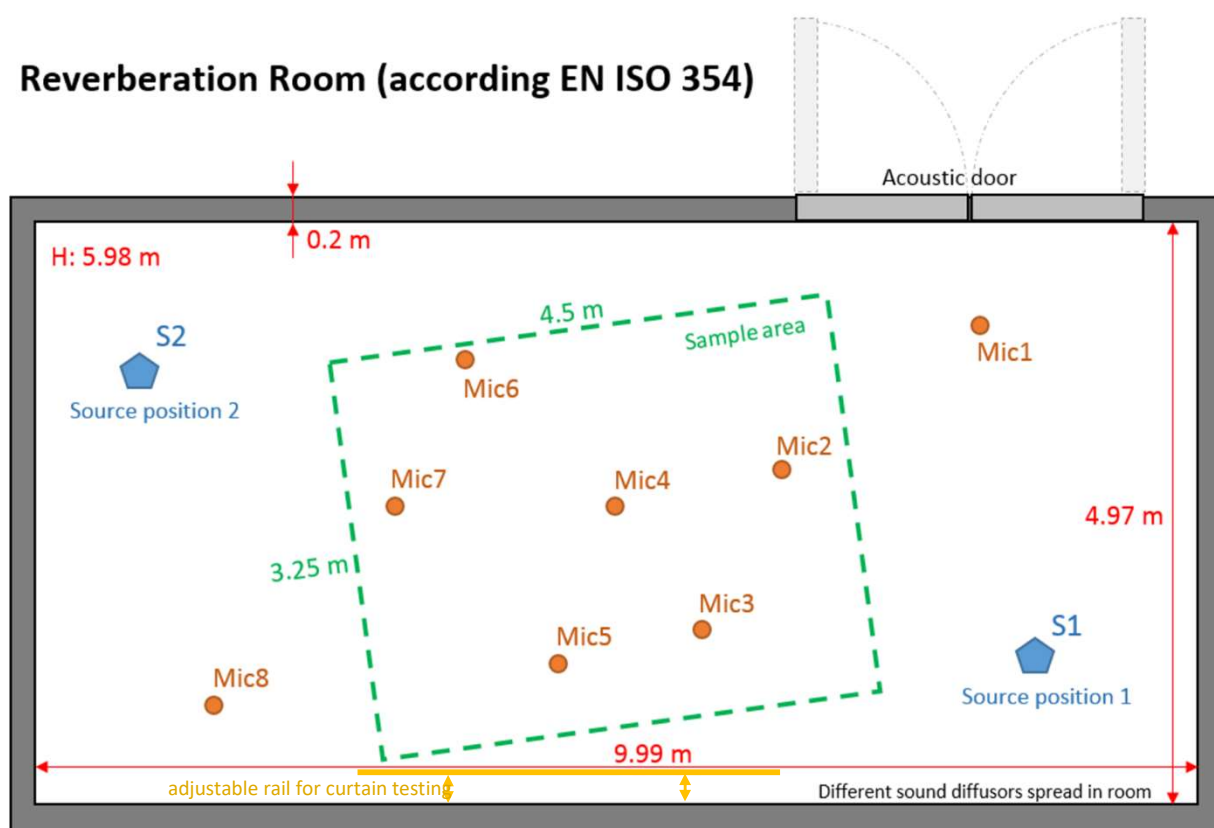
photo : measurement setup 1 with 4 objects

NOISE LAB
REPORT Number A-2020LAB-011-08-44028_E

ANNEX 4: Sketch of the test room

The test room was built and finished according ISO 354.

Reverberation Room (according EN ISO 354)



Daidalos Peutz bouwfysisch ingenieursbureau
 Vital Decosterstraat 67A – bus 1
 B-3000 Leuven
 Belgium
 VAT: BE 0454.276.239
www.daidalospeutz.be



N° 451-TEST
NBN EN ISO 17025:2017
EA MLA signatory

NOISE LAB
REPORT Number A-2020LAB-106-1-44140_E

Customer : Texdecor
 Rue d'Hem, 2
 59780 Willems
 France

Contacts : **Client :** Julie Truquet
Noise lab : Els Meulemans

Tests : Measurement of sound absorption in the reverberation room

Product name : SlimPanel 9mm - acoustic panels - air gap 30 mm

Normative references:
NBN EN ISO 354:2003 Acoustics - Measurement of sound absorption in a reverberation room

NBN EN ISO 11654:1997 Acoustics - Sound absorbers for use in buildings - Rating of sound absorption

NBN ISO 9613-1:1996 Acoustics - Attenuation of sound during propagation outdoors -
 part 1 : Calculation of the absorption of sound by the atmosphere

ISO 12999-2:2020 Acoustics - Determination and application of measurement uncertainties in building acoustics
 Part 2: Sound absorption

To perform the above measurements, the laboratory of Daidalos Peutz is accredited by BELAC, "The Belgian Accreditation Body", under the certificate nr N°451-TEST. The activities covered by this accreditation certificate are covered by the EA MLA. BELAC is a signatory of all existing multilateral agreements and recognition agreements of International Laboratory Accreditation Cooperation (ILAC). In this way, reports issued by BELAC accredited bodies are internationally accredited.

Date and reference of the request:	7/10/2020	2020LAB-106
Date of receipt of the specimen(s):	5/11/2020	1
Date of construction:	5/11/2020	
Date of tests:	5/11/2020	
Date of preparation of the report:	6/11/2020	

This test report together with its annexes contains : 9 pages and must be multiplied only in its entirety

Technical Manager,

Paul Mees

Laboratory Engineer,

Els Meulemans

Daidalos Peutz bouwfysisch ingenieursbureau
 Vital Decosterstraat 67A – bus 1
 B-3000 Leuven
 Belgium
 VAT: BE 0454.276.239
www.daidalospeutz.be



N° 451-TEST
 NBN EN ISO 17025:2017
 EA MLA signatory

NOISE LAB

REPORT Number A-2020LAB-106-1-44140_E

MEASURING EQUIPMENT

Signal

Brüel & Kjaer - 4292 : Omni Power Sound Source

Microphone system:

Brüel & Kjaer - 4189-L-001 : 1/2" free field microphone prepolarized, inclusive 2669L TEDS

Brüel & Kjaer - 4189 : 1/2" free field microphone, 6Hz to 20kHz, prepolarized

Brüel & Kjaer - 2669 : 1/2" microphone preamplifier

Brüel & Kjaer - 4231 : Sound calibrator 94&114dB SPL-1000Hz, Fulfills IEC 60942(2003)Class1

Number of source positions:	2	(Different sound source positions at least 3m apart.
Number of microphone positions for each source position:	8	The measurements shall be made with different microphone positions
Number of measured decays curves:	3	which are at least 1,5m apart, 2m from any sound source and 1m from
Total number of measurements with different positions for microphone & source:	16	any room surface and the test specimen.)

Signal processing

Brüel & Kjaer - 2716C : Power amplifier

Brüel & Kjaer - 3050-A-6/0: Signal generator, 6-ch. Inputmodule LAN-XI

Brüel & Kjaer - 3160-A-042: Signal generator, 4/2-ch. Input/output module LAN-XI

Brüel & Kjaer : PULSE Labshop Version 13.5

A PC with all necessary software

Reverberation room

Dimensions of the room:	Volume :	298,31 m ³
	Length:	9,99 m
	Width	4,97 m
	Height	5,98 m
	Volume :	297 m ³
	Total area:	278 m ²
	$l_{max} = 12,65 \text{ m} < 1,9 V^{1/3}$	

In order to improve the diffusivity, the use of diffusers is necessary

The test specimen shall have a maximum area of 15,62 m², which depends on the room volume

NOISE LAB
REPORT Number A-2020LAB-106-1-44140_E

TEST METHOD

The tests were conducted in accordance with the provisions of the test method EN ISO354:2003. A detailed description of the test set up has been given in the figures of annex 1 of this report.

The measurement method can be simply described as follows:

Essence of the test is in measuring of the reverberation time in the empty reflecting room and in the same room with the test sample inside it. The sound-absorption properties of a material depend on how the material is mounted during the test. Annex B of ISO 354:2003 specifies several different standard mountings that shall be used during a test for sound absorption. Normally a test specimen is tested using only one of the specified mountings.

From these reverberation times, the equivalent sound absorption area of the test specimen, is calculated by using Sabine's equation. Measurement is carried out in ranges of 1/3 octave and interval from 100Hz to 5000Hz.

The equivalent sound absorption area of the empty reverberation room, A_1 , in square metres, shall be calculated using the formula (1) :

$$A_1 = 55,3 V / (c_1 T_1) - 4V m_1 \quad [m^2] \quad (1)$$

The equivalent sound absorption area of the reverberation room containing a test specimen, A_2 , in square metres, shall be calculated using the formula (2) :

$$A_2 = 55,3 V / (c_2 T_2) - 4V m_2 \quad [m^2] \quad (2)$$

The equivalent sound absorption area of the test specimen, A_T , in square metres, shall be calculated using the formula (3) :

$$A_T = A_2 - A_1 = 55,3 V (1/c_2 T_2 - 1/c_1 T_1) - 4V(m_2 - m_1) \quad [m^2] \quad (3)$$

The sound absorption coefficient of a plane absorber or a specified array of test objects shall be calculated using the formula (4):

$$\alpha_s = A_T / S \quad (4)$$

whereas: A_1	=	<i>The equivalent sound absorption area of the empty reverberation room in square metres</i>
A_2	=	<i>The equivalent sound absorption area of the reverberation room containing a test specimen in square metres</i>
V	=	volume , in cubic metres, of the empty reverberation room [m^3]
c_1, c_2	=	the propagation speed of sound in air, in [m/s], calculated using the formula (in function of the temperature in the room during the test) $c = 331 + 0,6 t$ with $t =$ the air temperature in degrees Celsius for temperatures in the range of 15°C to 30°C
T_1	=	<i>the reverberation time, in seconds, of the empty reverberation room</i>
T_2	=	<i>the reverberation time, in seconds, of the reverberation room after the test specimen has been introduced</i>
m_1, m_2	=	<i>the power attenuation coefficient, in reciprocal metres, calculated according to ISO 9613-1:1993</i>
A_T	=	<i>The equivalent sound absorption area of the test specimen in square metres</i>
S	=	<i>the area, in square metres, covered by the test specimen</i>
α_s	=	<i>the sound absorption coefficient</i>

SPECIAL MEASUREMENT CONDITIONS

-
-
-
-
-

n/a

NOISE LAB

REPORT Number A-2020LAB-106-1-44140_E

RATING OF SOUND ABSORPTION

α_p PRACTICAL SOUND ABSORPTION COEFFICIENT

Frequency-dependent value of the sound absorption coefficient which is based on measurements on one-third-octave bands in accordance with ISO 354 and which is calculated in octave bands in accordance with the standard ISO 11654:1997.

The practical sound absorption coefficient, α_{pi} , for each octave band i , is calculated from the arithmetic mean value of the three one-third octave sound absorption coefficients within the octave. The mean value is calculated to the second decimal and rounded in steps of 0,05 and maximized to 1,00 for rounded mean values > 1,00

α_w WEIGHTED SOUND ABSORPTION COEFFICIENT

The weighted sound absorption coefficient is determined as a single number value from the practical sound absorption coefficients from 250 Hz to 4000 Hz. The practical sound absorption coefficient is calculated according to ISO 11654:1997.

Single-number frequency-independent value which equals the value of the reference curve at 500 Hz after shifting is as specified in the standard ISO 11654:1997.

SHAPE INDICATORS, L,M,H

Whenever a practical sound absorption coefficient α_{pi} exceeds the value of the shifted reference curve by 0,25 or more, one or more shape indicators shall be added, in parantheses, to the α_w value.

If the excess absorption occurs at 250 Hz, use the notation L.

If the excess absorption occurs at 500 Hz or 1000 Hz, use the notation M.

If the excess absorption occurs at 2000 Hz or 4000 Hz, use the notation H.

NRC NOISE REDUCTION COEFFICIENT

The NRC is a single-number index determined in a lab test and used for rating how absorptive a particular material is. This industry standard ranges from zero (perfectly reflective) to 1 (perfectly absorptive). It is simply the average of the mid-frequency sound absorption coefficients (250, 500, 1000 and 2000 Hertz) rounded to the nearest 5%.

SAA SOUND ABSORPTION AVERAGE

NRC is being replaced by the Sound Absorption Average (SAA), which is described in the current ASTM C423-09a. The SAA is a single-number rating of sound absorption properties of a material similar to NRC, except that the sound absorption values employed in the averaging are taken at the twelve one-third octave bands from 200 Hz to 2500 Hz, inclusive, and rounding is to the nearest multiple of 0.01.

The NRC and SAA results are not within the scope of the accreditation.

Test results related to tested object only. The test results should not be considered as material constants, the absorption depends not only on the material itself. The method of construction, the size of the material surface and its place in the room, affect the sound absorption characteristics of the test element.

ACCURACY

The accuracy of the absorption coefficients as calculated can be expressed in terms of repeatability of measured reverberation times (tests within one laboratory) and reproducibility (between various laboratories)

The expanded uncertainty under reproducibility conditions, U , is calculated in accordance to the standard ISO 12999-2 for the confidence level of 95%, used the coverage factor $k=2$

$$U = u \cdot k$$

met

u = uncertainty under reproducibility conditions

k = coverage factor ($k=2$ for a confidence level of 95%)

U = expanded uncertainty under reproducibility conditions

This standard specifies how to calculate :

- the uncertainty of sound absorption coefficients and equivalent sound absorption areas measured according to ISO 354

- the uncertainty of the practical and weighted sound absorption coefficients determined according to ISO 11654

The numbers given are derived from inter-laboratory measurements with different types of test specimens including suspended ceilings, mineral wool, foams.

NOISE LAB
REPORT Number A-2020LAB-106-1-44140_E

α_s

SOUND ABSORPTION COEFFICIENT

EN ISO 354:2003

Acoustics - Measurement of sound absorption in a reverberation room

EN ISO 11654:1997

Acoustics - Sound absorbers for use in buildings - Rating of sound absorption

Identification number of test element: **1**

Test date: 5/11/2020

Reverberation room:

V = 298,3 m³

S_{tot} = 279,9 m²

Room conditions during measurements:

Empty room

With testelement

Temperature:

T = 17,5

17,7 °C

Atmospheric pressure:

p = 103,6

103,7 kPa

Relative humidity :

h_r = 64

58 %

Type of test element:

Plane absorber

Construction characteristics:

* using plane absorber:

Area of test element:

12,40 m²

Total thickness:

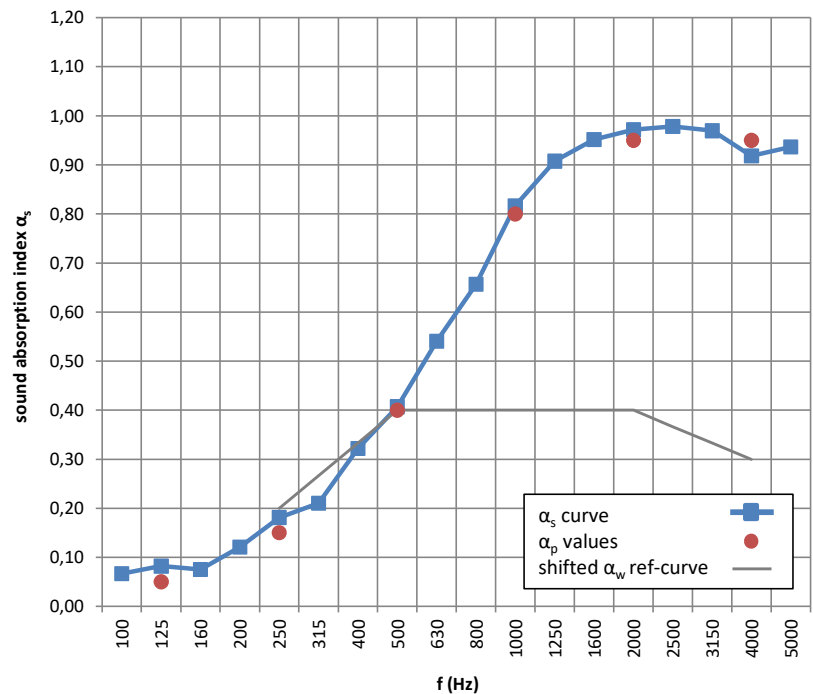
39 mm

Number of layers, including air spaces:

2

Connection of layers: loose

f(Hz)	T1 (s)	T2 (s)	α_s	$\pm U (k=2)$
50				
63				
80				
100	12,44	10,23	0,07	$\pm 0,06$
125	10,03	8,27	0,08	$\pm 0,06$
160	9,81	8,23	0,08	$\pm 0,05$
200	9,66	7,41	0,12	$\pm 0,06$
250	10,27	6,93	0,18	$\pm 0,06$
315	10,18	6,55	0,21	$\pm 0,06$
400	9,36	5,26	0,32	$\pm 0,07$
500	9,13	4,66	0,41	$\pm 0,07$
630	9,81	4,14	0,54	$\pm 0,08$
800	9,74	3,68	0,66	$\pm 0,08$
1000	9,69	3,19	0,82	$\pm 0,10$
1250	8,91	2,88	0,91	$\pm 0,10$
1600	7,87	2,68	0,95	$\pm 0,10$
2000	6,86	2,51	0,97	$\pm 0,10$
2500	5,75	2,33	0,98	$\pm 0,09$
3150	4,71	2,13	0,97	$\pm 0,09$
4000	3,81	1,96	0,92	$\pm 0,09$
5000	2,98	1,68	0,94	$\pm 0,08$



f(Hz)	α_p	$\pm U (k=2)$
125	0,05	
250	0,15	$\pm 0,05$
500	0,40	$\pm 0,08$
1000	0,80	$\pm 0,08$
2000	0,95	$\pm 0,08$
4000	0,95	$\pm 0,10$

$\alpha_w = 0,40$ (MH)* $\pm 0,07$ (k=2)
 Geluidsabsorptieklasse: D

NRC = 0,6 **
 SAA = 0,59 **

Requested by: Texdecor, Rue d'Hem, 2,59780 Willems

TESTELEMANT: (product name, for details see Annex 2)

SlimPanel 9mm - acoustic panels - air gap 30 mm

* It is strongly recommended to use this single-number rating in combination with the complete sound absorption coefficient curve

** These results are not within the scope of the accreditation

Daidalos Peutz bouwfysisch ingenieursbureau
Vital Decosterstraat 67A – bus 1
B-3000 Leuven
Belgium
VAT: BE 0454.276.239
www.daidalospeutz.be



N° 451-TEST
NBN EN ISO 17025:2017
EA MLA signatory

NOISE LAB
REPORT Number A-2020LAB-106-1-44140_E

ANNEX 1: Description test items by manufacturer

The test sample description given by manufacturer is checked visually as good as possible by the laboratory.
The correspondence between the test element and the commercialized product is the sole responsibility of the manufacturer

SlimPanel 9mm - acoustic panels - air gap 30 mm

SlimPanel - felt with recycled polyester fibres (PET)

Thickness : 9mm

Mass per unit area : 1900 g/m²

Acoustic panels of 1200x900mm made of SlimPanel 9mm

Total height of the test specimen was 39 mm.

Daidalos Peutz bouwfysisch ingenieursbureau
Vital Decosterstraat 67A – bus 1
B-3000 Leuven
Belgium
VAT: BE 0454.276.239
www.daidalospeutz.be



N° 451-TEST
NBN EN ISO 17025:2017
EA MLA signatory

NOISE LAB
REPORT Number A-2020LAB-106-1-44140_E

ANNEX 2: Technical datasheet

The test sample description given by manufacturer is checked visually as good as possible by the laboratory.
The correspondence between the test element and the commercialized product is the sole responsibility of the manufacturer

Please request at supplier

NOISE LAB
REPORT Number A-2020LAB-106-1-44140_E

ANNEX 3: photographs of the test element or the test arrangement

Description of the assembly or drawing or photo

The test specimen is mounted with an airspace behind it, conform a type E mounting of the standard ISO 354
 The edges were not parallel to the closest edge of the reverberation room.
 A metallic framework with a height of 30mm was loose placed on the floor of the reverberation room.
 The SlimPanel acoustic panels of 9mm were laid loose on the framework against each other
 The mounting fixture (the metallic frame) enclose the air space behind the sample.
 The joints between the fixture (metallic frame) and the room surface was sealed with a tape to prevent air leaks between the enclosed space and the outside.
 The metallic frame covers the perimeter of the edges of the test specimen. The joints between the fixture and the room surface and between the fixture and the test specimen were sealed with a tape.
 Total height of the test specimen was 39 mm.



photo : metallic framework of 20 mm




photo : detail of the SlimPanel 9mm on the metallic frame with an air gap of 20mm



photo : detail of the perimeter of the test specimen




photo : test arrangement SlimPanel 9mm with air gap of 20mm

NOISE LAB
REPORT Number A-2020LAB-106-1-44140_E

ANNEX 4: Sketch of the test room

The test room was built and finished according ISO 354.

Reverberation Room (according EN ISO 354)

